

KOREA MATTERS FOR AMERICA MATTERS FOR KOREA



한국이미국에
중요한이유
미국이한국에
중요한이유



The East-West Center promotes better relations and understanding among the people and nations of the United States, Asia, and the Pacific through cooperative study, research, and dialogue. Established by the US Congress in 1960, the Center serves as a resource for information and analysis on critical issues of common concern, bringing people together to exchange views, build expertise, and develop policy options.

The **Asan Institute for Policy Studies** is an independent, non-partisan think tank with the mandate to undertake policy-relevant research to foster domestic, regional, and international environments that are conducive to peace and stability on the Korean peninsula and Korean reunification.

The **Korea Institute for International Economic Policy (KIEP)** was founded in 1989 as a government-funded economic research institute. It is a leading institute concerning the international economy and its relationship with Korea. KIEP advises the government on all major international economic policy issues and serves as a warehouse of information on Korea's international economic policies. KIEP possesses highly knowledgeable economic research staff as well as maintains a wide network of prominent local and international economics societies, augmented by our affiliate in Beijing and our partnership with the Korea Economic Institute of America (KEI).

KOREA MATTERS FOR AMERICA/AMERICA MATTERS FOR KOREA

한국이 미국에 중요한 이유/미국이 한국에 중요한 이유

This project maps the trade, investment, employment, business, diplomacy, security, education, tourism, and people-to-people connections between the United States and South Korea at the national, state, and local levels. Part of the *Asia Matters for America* initiative, this publication, the one-page summaries for states and congressional districts, and website are resources for understanding the robust and dynamic US-Korea relationship.

AsiaMattersforAmerica.org/Korea

Funding for this project was provided by the Embassy of the Republic of Korea in Washington, DC.

Project Team

EAST-WEST CENTER IN WASHINGTON

Director: Satu Limaye, Ph.D.

Coordinator: Caitlin Brophy

Research & Content: Grace Ruch Clegg, Allison Golden, James Holloway, Jake Howry, Yeseul Oh, Heejae Park, Savannah Shih, Karunia “Karin” Silitonga, Peter Valente, Sarah Wang, Serphina Wang, Toby Warden, Michael Weaver, Yeseul Woo

ASAN INSTITUTE FOR POLICY STUDIES

Research & Content: Ham Geon Hee, James Kim, Kim Kildong, Kim Seonkyung, Lee Seunghyuk, Lee Soo-hyun, Seo Yeonjeong, Seol Jaehoon

KOREA INSTITUTE FOR INTERNATIONAL ECONOMIC POLICY

Research & Content: Kyong Hyun Koo, Heyri Park

Copyright © 2018 East-West Center

Highlights

THE US AND SOUTH KOREA IN PROFILE

As Leading World Economies and Vibrant Democracies, the United States and South Korea Are Deepening Their Partnership

As the 1st and 11th largest economies in the world, the two countries collaborate on nuclear nonproliferation, global health security, women's economic empowerment, human rights, and the rule of law.

ALLIANCE

The US-South Korea Alliance Is Stronger than Ever

The Alliance is and has been the cornerstone of sustained peace and stability of the Korean Peninsula and the region. The two countries are maintaining a strong combined military posture and are deeply committed to each other's defense.

TRADE

South Korea Is the 7th Largest Export Market for the US and the US Is South Korea's 2nd Largest Goods Export Market

Since the Korea-US Free Trade Agreement (KORUS) was implemented in 2012, 24 states increased exports to Korea, of which 18 increased exports by at least 15%.

JOBS

Trade and Investment With South Korea Support 400,000 Jobs Across the US

Between 2009 and 2015, investment from South Korea supported the 3rd fastest job growth after China and Mexico.

INVESTMENT

US Investment in South Korea Increased by Over 20%, while Korean Investment in the US Increased Over 60% Since the Implementation of KORUS

South Korea is the 5th largest recipient of US foreign direct investment (FDI) in the Asia Pacific region and the 3rd largest source of FDI into the United States from the Asia Pacific after Japan and Australia.

하이라이트

한국과 미국

한국과 미국은 세계를 이끄는 경제대국이자 역동적인 민주주의 국가로서 파트너십을 더욱 공고히 하고 있다

미국과 한국은 각각 세계 1위, 11위의 경제대국으로, 양국은 핵비확산, 세계 보건안보, 여성 경제권 강화, 인권과 법치주의 등의 현안을 다루는 데 공조하고 있다.

동맹

한미 동맹은 그 어느 때 보다 굳건하다

한미 동맹은 한반도의 평화와 안정의 주춧돌로서, 한미 양국은 안보를 지키기 위해 긴밀히 공조하고 있다.

통상

한국은 미국의 주요 상품 수출국 중 7위를 차지했으며, 미국은 한국의 2위 상품 수출국으로 자리하고 있다

2012년 한미 FTA가 발효된 이후, 미 24개 주(州)의 대한국 수출이 증가하였고, 이 중 18개 주에서는 수출이 15% 이상 증가하였다.

일자리

한국과의 무역 및 투자는 미국에서 400,000개의 일자리를 창출한다

2009년에서 2015년 사이 한국의 대미 투자는 중국과 멕시코에 이어 미국에서 3번째로 빠른 고용 성장을 지원했다.

투자

한미 FTA의 발효 이후 미국의 대한국 투자는 20% 이상 증가하였으며, 한국의 대미 투자는 60% 이상 증가하였다

아태 지역에서 미국의 대한국 해외직접투자(FDI) 규모는 5번째이며, 한국의 대미국 FDI 투자 규모는 일본과 호주에 이어 3번째이다.

Highlights

TRAVEL AND TOURISM

The United States and South Korea Exchange Three Million Tourists

Tourists from South Korea increased 160% between 2008 and 2016, contributing \$8.6 billion in 2016. Nearly a million US tourists visited South Korea and spent \$1.4 billion in 2016.

POPULATION

Nearly Two Million Korean Americans Live in the United States

Korean Americans are the 5th largest Asian ethnic group in the United States after Chinese, Filipino, Indian, and Vietnamese Americans.

EDUCATIONAL EXCHANGE

South Korea Is the 3rd Largest Source of Foreign Students in the US, Contributing Over \$2 Billion to the US Economy Annually

South Korea was the 6th most popular destination in Asia for American students studying abroad during the 2015/16 academic year.

SISTER PARTNERSHIPS

The United States and South Korea Share 105 Sister Relationships

Sixteen South Korean provinces and municipalities share sister connections with 32 US states, enhancing civic and people-to-people relationships and supporting commercial ties.

하이라이트

여행 및 관광

한미간 관광객은 300만명에 이른다

2008년-2016년 사이 미국을 방문한 한국인 관광객 수는 160% 증가했으며, 2016년 한국인 관광객의 소비 규모는 약 86억 달러에 이르렀다. 같은 해 약 100만명의 미국인 관광객이 한국을 방문하여 14억 달러를 소비했다.

인구

미국에는 약 200만명의 한국계 미국인들이 거주한다

아시아계 미국인 중 한국인은 중국, 필리핀, 인도, 베트남에 이어 다섯 번째로 많다.

학생 교류

한국인 유학생수는 미국에서 3번째로 많으며, 미국 경제에 매년 20억 달러 이상 기여한다

2015/2016학년도를 기준으로 한국은 미국 유학생들에게 아시아에서 6번째로 인기가 많은 국가이다.

자매도시

한국과 미국은 105개의 자매결연을 맺고 있다

한국의 16개 도시는 미국의 32개 주와 자매결연을 맺고 있으며, 양국간 인적 관계를 강화하고 경제통상관계를 지원하고 있다.

As Leading World Economies and Vibrant Democracies, the United States and South Korea Are Deepening Their Partnership

With a strong alliance, integrated economies, and robust people-to-people connections, the US and Republic of Korea (South Korea) work together to combat regional and global threats, strengthen their economies, and promote freedom and democracy across the globe.

Diplomatic relations with the Korean Joseon Dynasty began in 1882. After the Korean War and division of the Korean peninsula in 1953, the US signed a Mutual Defense Treaty with Seoul. On the economic front, the United States has been a key partner in South Korea's transformation from an international aid recipient to an international donor and major world economy. In 2012, the Korea-US (KORUS) Free Trade Agreement (FTA)—the largest US FTA in Asia—went into effect, further boosting trade and investment ties.

As the 1st and 11th largest economies in the world, the two countries collaborate on nuclear nonproliferation, global health security, women's economic empowerment, human rights, and the rule of law through dozens of international and regional organizations; including the United Nations, Group of Twenty (G20), Organisation for Economic Co-operation and Development (OECD), Asia-Pacific Economic Cooperation (APEC) Forum, East Asia Summit (EAS), and the Association of Southeast Asian Nations (ASEAN) Regional Forum (ARF).

Ten US Presidents have visited South Korea a combined 19 times, while 13 Presidents and Prime Ministers from South Korea have visited the United States, six of whom have addressed joint meetings of Congress – the most of any Asian nation.

INDICATOR	UNITED STATES	SOUTH KOREA
Population	323 million	51 million
GDP	\$18.62 trillion	\$1.41 trillion
GDP per capita	\$57,638	\$27,539
Total trade (Balance of Payments (BoP))	\$4.95 trillion	\$1.10 trillion
Exports of goods and services (% of GDP)	11.9%	42.2%
Imports of goods and services (% of GDP)	14.7%	35.4%
FDI, net inflows (BoP)	\$479 billion	\$11 billion
FDI, net outflows (BoP)	\$312 billion	\$27 billion
Military expenditure (% of GDP)	3.3%	2.6%
Ease of doing business ranking (2017)	6	4
Life Expectancy (2015)	82	79
Internet Penetration (% of population)	92.7%	76.2%

Source: World Bank, 2016 data unless otherwise noted.

Numbers rounded throughout. All monetary value are in current US\$ unless otherwise noted. Whenever possible, most recent available data is used. For the most up-to-date data please visit AsiaMattersforAmerica.org/Korea

한국과 미국은 세계를 이끄는 경제대국이자 역동적인 민주주의 국가로서 파트너십을 더욱 공고히 하고 있다

미국과 한국은 각각 세계 1위, 11위의 경제대국으로, 양국은 핵비확산, 세계 보건안보, 여성 경제권 강화, 인권과 법치주의 등의 현안을 다루는 데 공조하고 있다.

SOUTH KOREA IS A PART OF THE DYNAMIC AND FAST-GROWING ASIA PACIFIC REGION



The US-South Korea Alliance Is Stronger than Ever

Ever since its founding in 1953, the US-South Korea Alliance has been rock solid. Forged through shared sacrifice during the Korean War, the Alliance is and has been the cornerstone of sustained peace and stability of the Korean Peninsula and the region. The two countries are maintaining a strong combined military posture and are deeply committed to each other's defense. With 61 US military facilities, over 28,500 active and reserve troops, and Department of Defense civilian staff, South Korea hosts the 2nd largest US troop deployment in Asia and is the 3rd largest globally.

The US-South Korea Alliance has served as a linchpin for security, stability, and prosperity not only for the Korean Peninsula, but also in the Asia Pacific region and increasingly around the world. The two countries have fought together in all major wars with the US since the Second World War (Korea, Vietnam, Iraq, and Afghanistan) and have been strengthening military cooperation bilaterally and globally.

US AND KOREAN MILITARY COOPERATION GLOBALLY

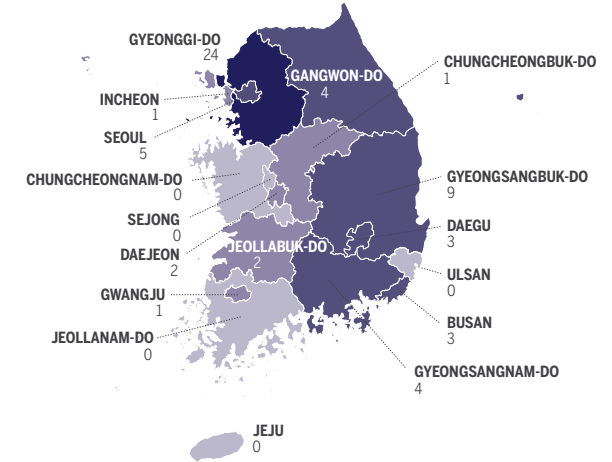
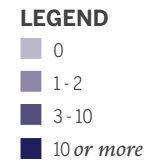


Source Military Cooperation and US Military Bases Maps: US Department of Defense; Congressional Research Service reports
Source Defense Equipment Purchases: Stockholm International Peace Research Institute (SIPRI)

한미 동맹은 그 어느 때 보다 굳건하다

한미 동맹은 한반도의 평화와 안정의 주춧돌로서, 한미 양국은 안보를 지키기 위해 긴밀히 공조하고 있다. 또한 민주주의, 시장경제, 자유, 인권 등 공동의 가치 수호를 위해 국제 현안에 대해서도 협력중이다.

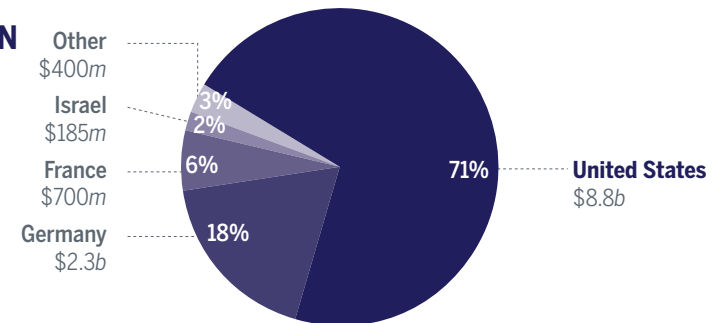
US MILITARY BASES BY PROVINCE



SELECTED BILATERAL MILITARY EXERCISES

EXERCISE	TYPE
Foal Eagle	Army and Navy exercise designed to increase joint coordination and readiness to defend South Korea - held annually
Key Resolve	Army command and control exercise that centers on a computerized command post war-game - 2017 edition included involvement of UN Command troops
Operation Pacific Reach 2017 (OPRex17)	Army and Navy exercise that aims to improve logistical capabilities in order to achieve military and humanitarian objectives - first held in 2017
Ulchi-Freedom Guardian	Army war games and scenario simulation - 2017 edition included involvement of UN countries

SOUTH KOREAN DEFENSE EQUIPMENT PURCHASES 2006-16



South Korea Is the 7th Largest Export Market for the US and the US Is South Korea's 2nd Largest Goods Export Market

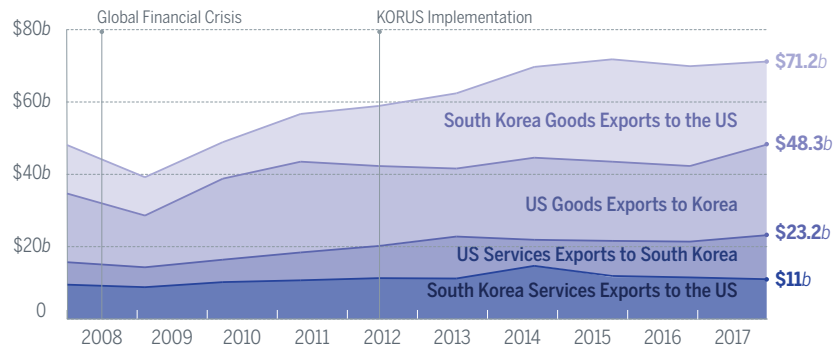
Trade between the United States and South Korea totaled \$155 billion in 2017.

The Korea-US Free Trade Agreement (KORUS FTA), the US's largest FTA in Asia, went into effect in March 2012 and has eliminated over 95% of tariffs on US exports. Two-way trade between South Korea and the United States increased 19% from 2011 to 2017. US goods exports have risen steadily to almost \$44 billion in 2017, while US services exports to South Korea exceeded \$23 billion, an increase of 16% from 2011's pre-KORUS figures.

US agricultural exports are among the fastest growing exports to Korea, having increased by 188% since 2006 to over \$6 billion in 2016. The US is the largest source of imported agricultural products to South Korea, supplying 28% of farm imports.

US exports of motor vehicles to Korea increased from \$392 million in 2011 to \$1.5 billion in 2017. This almost 300% increase is largely due to the elimination of the previous 8% tariff in 2016, and the reduction of non-tariff barriers.

US TRADE IN GOODS AND SERVICES WITH SOUTH KOREA



TOP 10 GOODS EXPORT PARTNERS

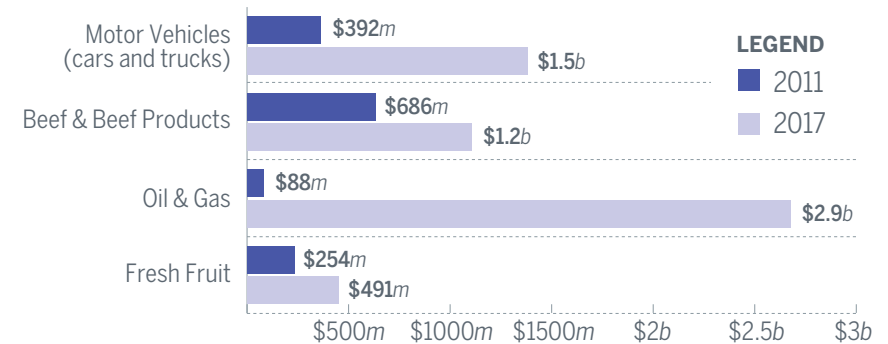
US PARTNERS		SOUTH KOREA PARTNERS	
1	Canada \$282b	6	Germany \$54b
2	Mexico \$243b	7	South Korea \$48b
3	China \$130b	8	Netherlands \$42b
4	Japan \$68b	9	Hong Kong \$40b
5	United Kingdom \$56b	10	Brazil \$37b
		1	China \$142b
		2	United States \$69b
		3	Vietnam \$48b
		4	Hong Kong \$39b
		5	Japan \$27b
		6	Australia \$20b
		7	India \$15b
		8	Taiwan \$15b
		9	Singapore \$12b
		10	Mexico \$11b

한국은 미국의 주요 상품 수출국 중 7위를 차지했으며, 미국은 한국의 2위 상품 수출국으로 자리하고 있다

2012년 한미 FTA가 발효된 이후, 미 24개 주(州)의 대한민국 수출이 증가하였고, 이 중 18개 주에서는 수출이 15% 이상 증가하였다.

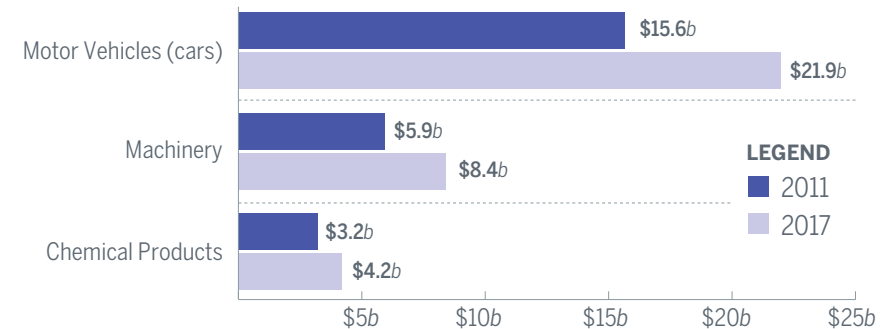
SELECT US GOODS EXPORTS TO SOUTH KOREA

Trade sectors that have seen high growth since the implementation of KORUS



SELECT SOUTH KOREAN GOODS EXPORTS TO THE US

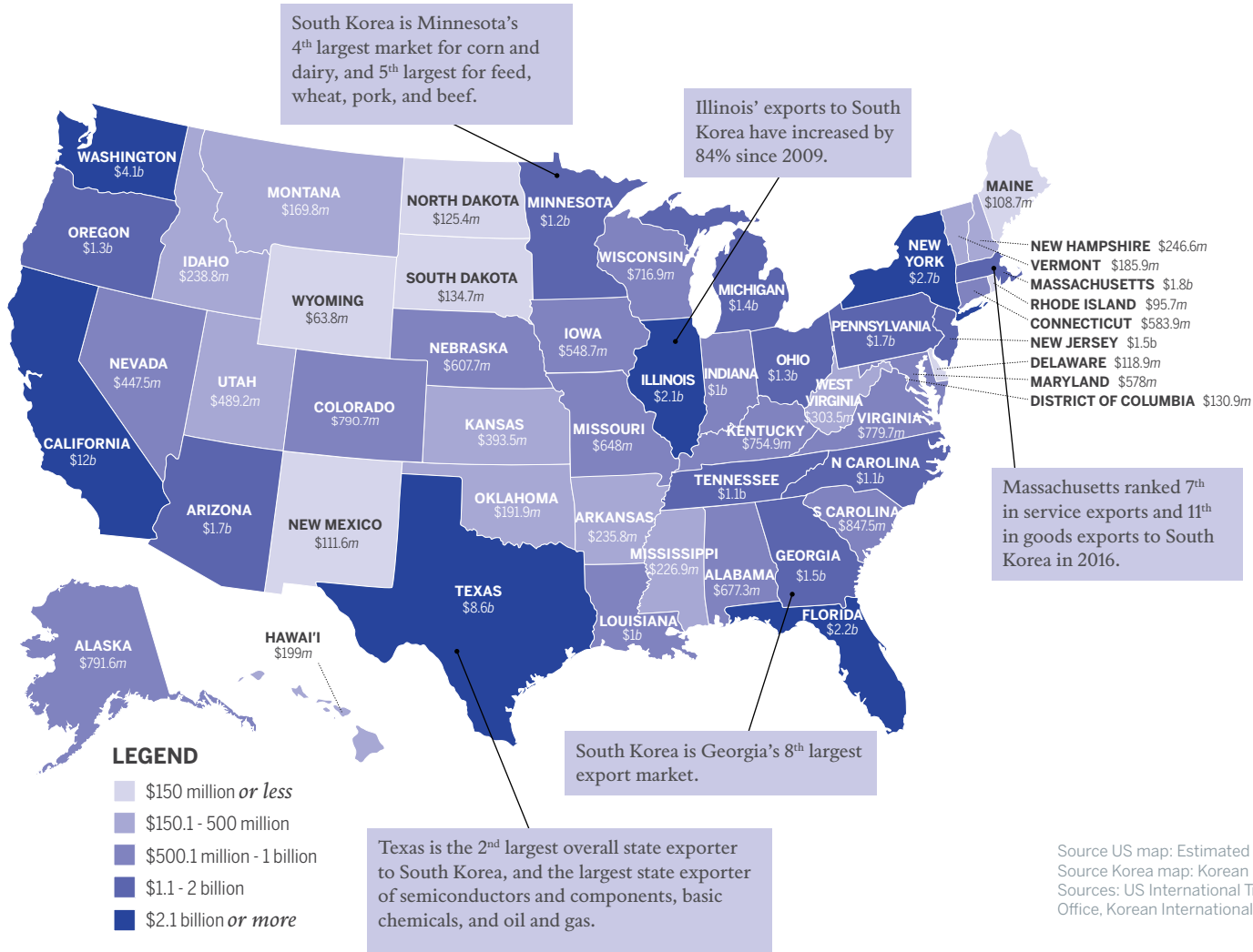
Trade sectors that have seen high growth since the implementation of KORUS



Source US Exports High Growth Sectors: US International Trade Administration, US Department of Agriculture
 Source Korean Exports High Growth Sectors: Korean International Trade Association
 Sources Top Goods Export Partners: US International Trade Administration, Korea Customs Service, 2017 data
 Sources: US Bureau of Economic Analysis, US International Trade Administration

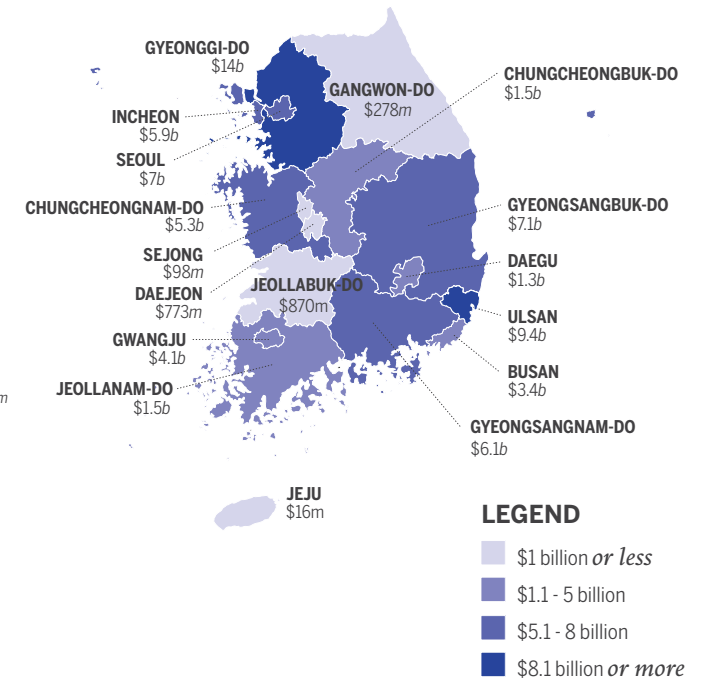
Since the KORUS FTA was implemented in 2012, five states have increased exports by over 50% as of 2016: Arizona (244%), Nevada (109%), Colorado (77%), North Dakota (63%), and Illinois (53%). Overall, 24 states increased exports to Korea by 2016, of which 18 states increased exports by at least 15%.

US GOODS AND SERVICES EXPORTS TO SOUTH KOREA



Seventeen South Korean provinces and independent municipalities exported over \$68 billion in goods to the US in 2017. Busan (182%) and Incheon (130%) have increased their exports to the United States by more than 100% since the implementation of KORUS in 2012. Over half of goods exports to the United States come from four regions - Gyeonggi-do, Ulsan, Gyeongsangbuk-do, and Seoul.

KOREAN GOODS EXPORTS TO THE US



Source US map: Estimated by the Trade Partnership (Washington, DC), 2016 data
Source Korea map: Korean International Trade Association, 2017 data
Sources: US International Trade Administration, US Bureau of Economic Analysis, US Trade Representative Office, Korean International Trade Association

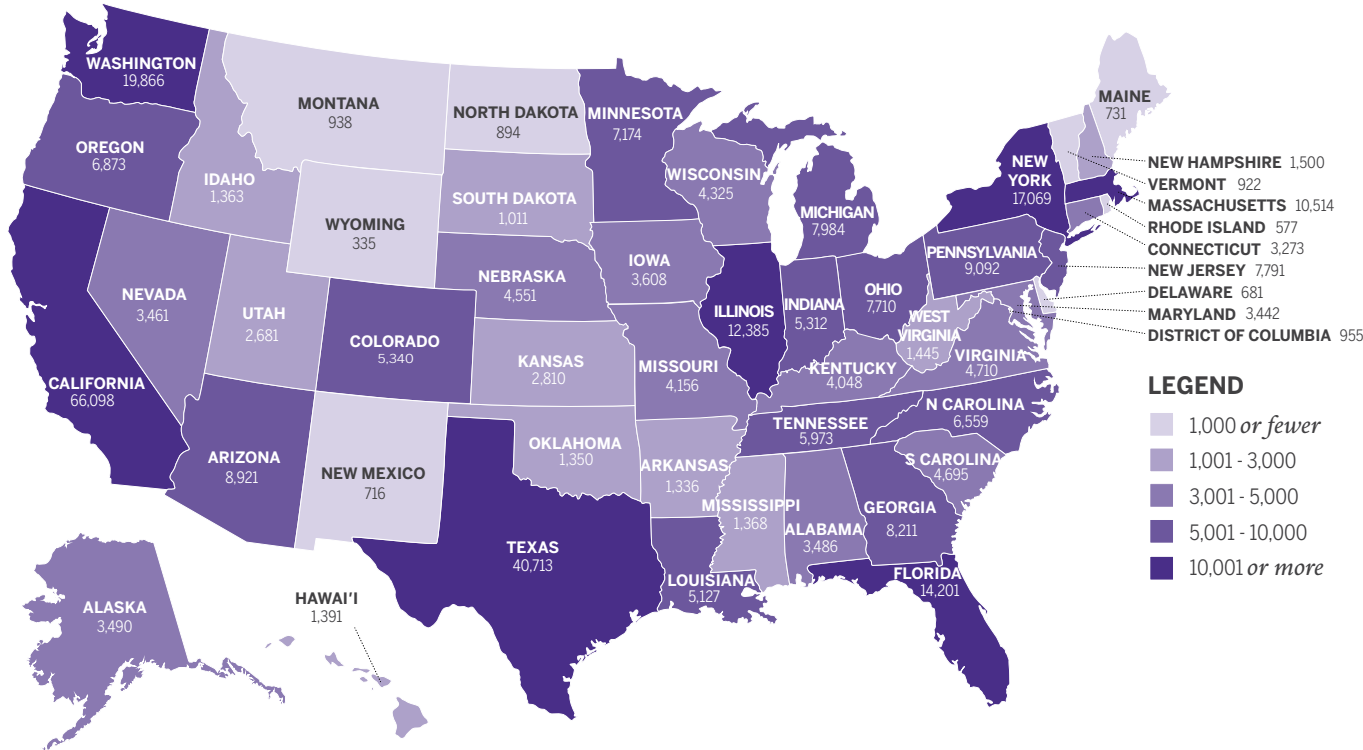
Trade and Investment With South Korea Support 400,000 Jobs Across the US

US exports to South Korea directly supported 168,000 US jobs and indirectly supported an additional 175,000, totaling 343,000 jobs in 2016. US jobs directly supported by exports to South Korea increased 42% since KORUS was implemented in 2012.

Investment from Korean companies since 2003 has added 63,000 jobs across the United States, including over 10,000 jobs each in Alabama, Georgia, and Texas. According to data from the US Bureau of Economic Analysis, between 2009 and 2015 investment from South Korea supported the 3rd fastest job growth in the United States after China and Mexico.

Exports to the US supported an estimated 468,000 jobs in South Korea in 2016.

US JOBS SUPPORTED BY EXPORTS TO SOUTH KOREA



Source US Jobs from Exports: Estimated by the Trade Partnership (Washington, DC), 2016 data

Source Jobs from Korean Greenfield Investment: fDi Markets, 2003-2017 data

Sources Korean Jobs from Exports: Korea Trade Statistics Promotion Institute; Bank of Korea; Calculated by KIEP

한국과의 무역 및 투자는 미국에서 400,000개의 일자리를 창출한다

2009년에서 2015년 사이 한국의 대미 투자는 중국과 멕시코에 이어 미국에서 3번째로 빠른 고용 성장을 지원했다.

TOP 10 STATES

US JOBS CREATED BY GREENFIELD* INVESTMENT FROM KOREAN FIRMS		
1	Alabama	12,522
2	Georgia	12,318
3	Texas	10,978
4	California	8,126
5	Michigan	3,448
6	Tennessee	2,566
7	Florida	1,988
8	New Jersey	1,858
9	South Carolina	1,845
10	Pennsylvania	1,507

TOP 10 PROVINCES

KOREAN JOBS SUPPORTED BY EXPORTS TO THE US		
1	Gyeonggi	79,282
2	Ulsan	60,339
3	Seoul	58,054
4	Gyeongnam	48,328
5	Gyeongbuk	45,446
6	Incheon	39,365
7	Gwangju	34,938
8	Chungnam	32,263
9	Busan	28,162
10	Chungbuk	11,012

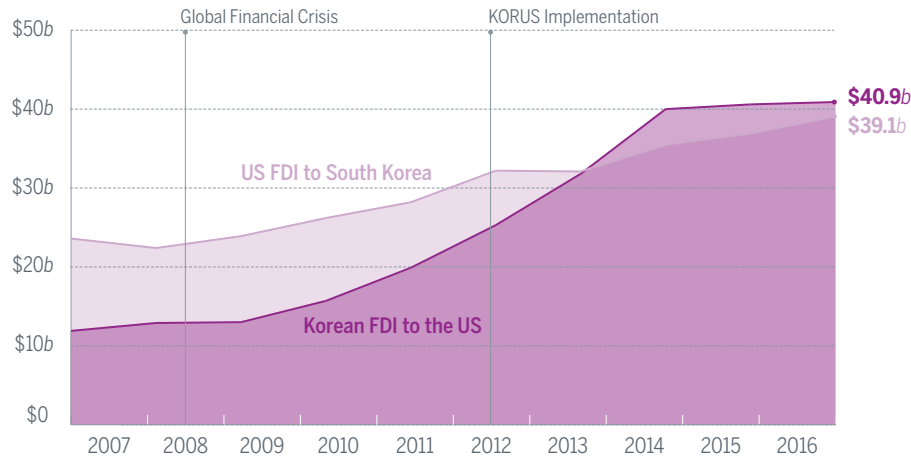
*Greenfield investment refers to the building or expansion of new facilities rather than purchases or merges with existing companies.

US Investment in South Korea Increased by Over 20%, while Korean Investment in the US Increased by Over 60% Since the Implementation of KORUS

Cumulative investment into South Korea from the US totaled nearly \$41 billion in 2016. South Korea is the 5th largest recipient of US foreign direct investment (FDI) in the Asia Pacific region.

Led by the retail and telecommunications sectors, over 1,700 American multinational enterprises have invested in South Korea since 2000.

US-SOUTH KOREA DIRECT INVESTMENT (STOCK)

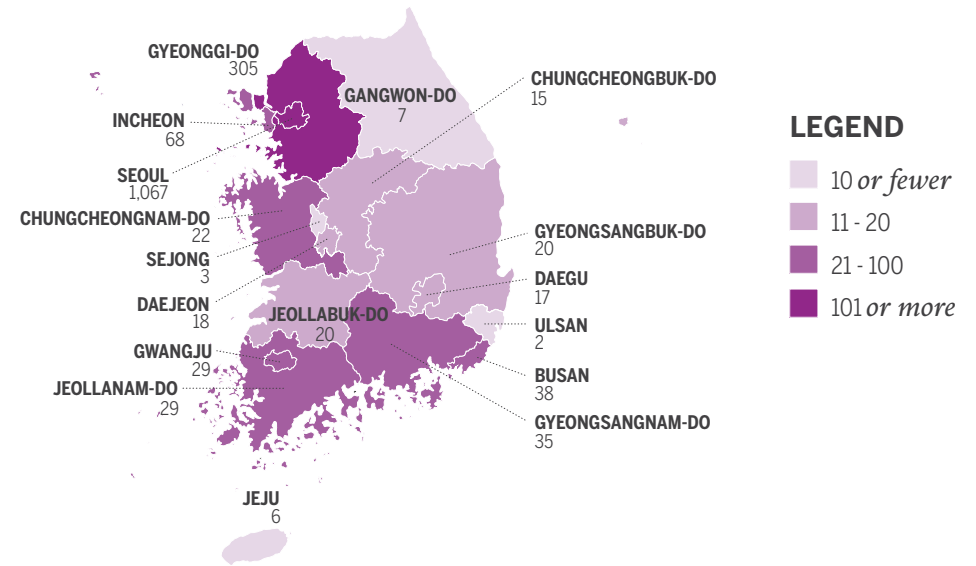


Source US-South Korea Direct Investment: US Bureau of Economic Analysis (US Direct Investment Position Abroad/Foreign Direct Investment in the US on a Historical-Cost Basis)
 Source US Multinational Enterprises and US Investment in Korea: Korean Ministry of Trade, Industry and Energy (accessed March 2018)

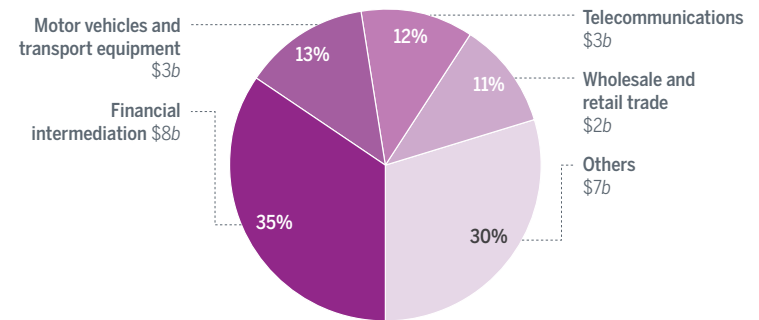
한미 FTA의 발효 이후 미국의 대한국 투자는 20% 이상 증가하였으며, 한국의 대미 투자는 60% 이상 증가하였다

아태 지역에서 미국의 대한국 해외직접투자(FDI) 규모는 5번째이며, 한국의 대미국 FDI 투자 규모는 일본과 호주에 이어 3번째이다.

US MULTINATIONAL ENTERPRISES IN SOUTH KOREA 2000-17

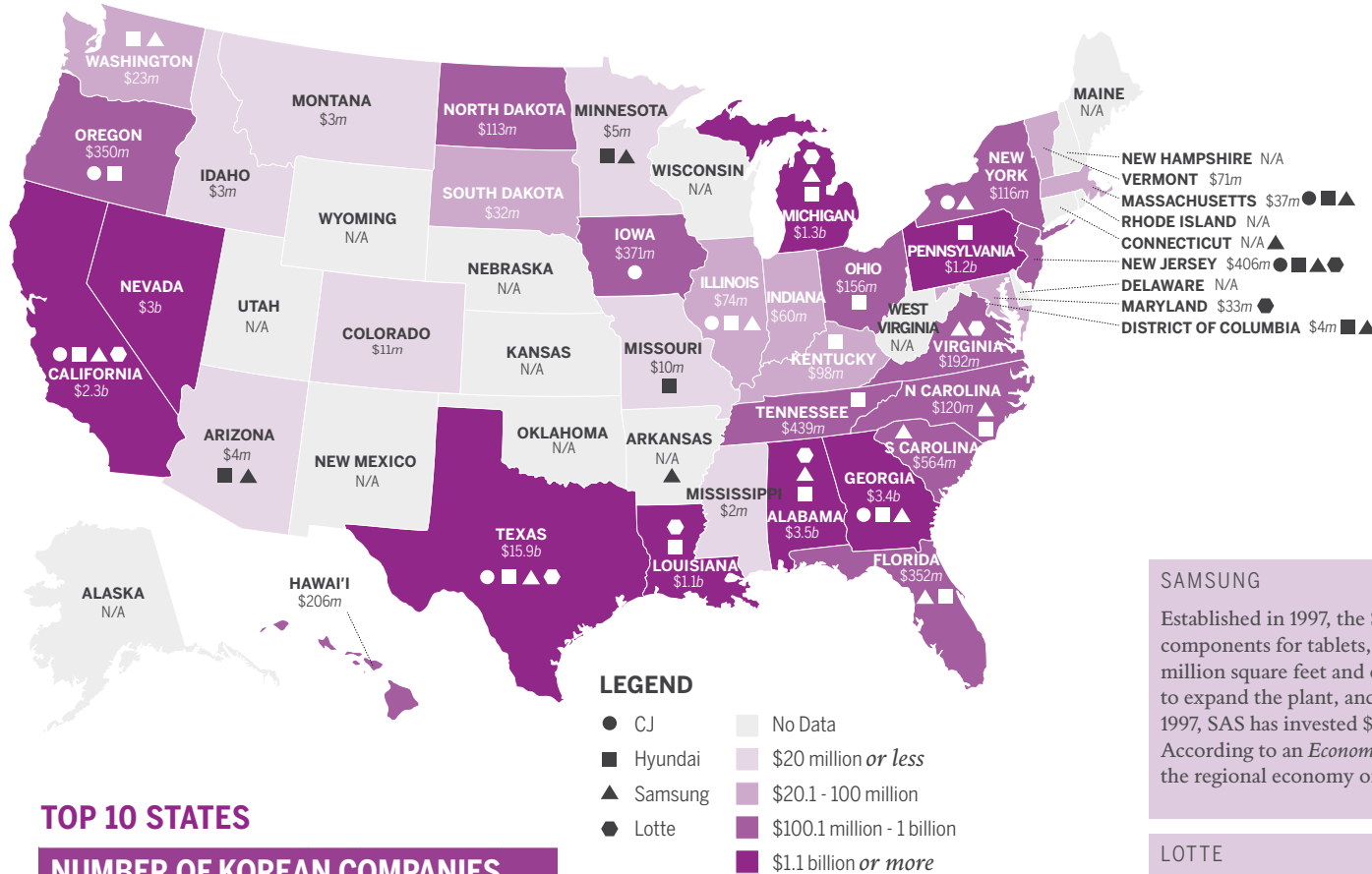


US INVESTMENT IN SOUTH KOREA 2000-17



South Korea is the 3rd largest source of foreign direct investment into the US from the Asia Pacific after Japan and Australia, investing over \$40 billion as of 2016. Since 2003, over 63,000 US jobs have been created by South

KOREAN MULTINATIONAL INVESTMENT IN THE US*



TOP 10 STATES

NUMBER OF KOREAN COMPANIES INVESTING IN THE STATE					
1	California	303	6	New York	56
2	Texas	78	7	Michigan	37
2	New Jersey	78	8	Florida	15
4	Alabama	60	9	Washington	14
5	Georgia	57	10	Tennessee	10

Korean greenfield investment, wherein companies build new facilities in another country rather than purchase existing ones.

SELECTED STORIES

CJ
CJ Bio America, a subsidiary of South Korea-based CJ Corporation, invested over \$350 million into a manufacturing facility in Fort Dodge, Iowa. The plant employs over 150 people to produce amino acids for animal feed. In 2018, CJ Bio America announced an additional \$50 million investment to expand the plant's production capabilities and create additional jobs in 2019.

HYUNDAI
Hyundai Motors invested \$1.8 billion into its Montgomery, Alabama facilities. Opened in 2005, the plant is Hyundai's first manufacturing facility in America and features a stamping facility, paint shop, vehicle assembly shop, two-mile test track, and two engine shops. Hyundai employs approximately 3,000 people in these facilities as of October 2017, and produces nearly 400,000 vehicles a year. 35 Hyundai suppliers in Alabama have added an additional \$650 million in investment and 7,000 jobs in Alabama.

SAMSUNG
Established in 1997, the Samsung Austin Semiconductor (SAS) plant in Texas produces components for tablets, smart phones, and other mobile devices. The plant covers 2.3 million square feet and employs nearly 3,000 workers. In 2016, Samsung invested \$1 billion to expand the plant, and it is estimated to have created as many as 500 new jobs. Since 1997, SAS has invested \$16 billion into the expansion and maintenance of its Austin facility. According to an *Economic Impact Study* by Impact DataSource, SAS added \$3.6 billion into the regional economy of central Texas in 2015.

LOTTE
Lotte Chemical, a subsidiary of Seoul-based Lotte Group, announced plans to invest \$3 billion in two new chemical manufacturing plants in Lake Charles, Louisiana. Combined, the projects will create 215 new direct jobs, and Louisiana Economic Development estimates the combined projects will result in 1,892 new indirect jobs, for a total of more than 2,100 new jobs. The facilities are expected to begin operating in 2019.

*Numbers reflect 2003-2017 greenfield investment and expansion only
Sources: fDi Markets, 2003-2017 data; US Trade Representative's Office; individual companies

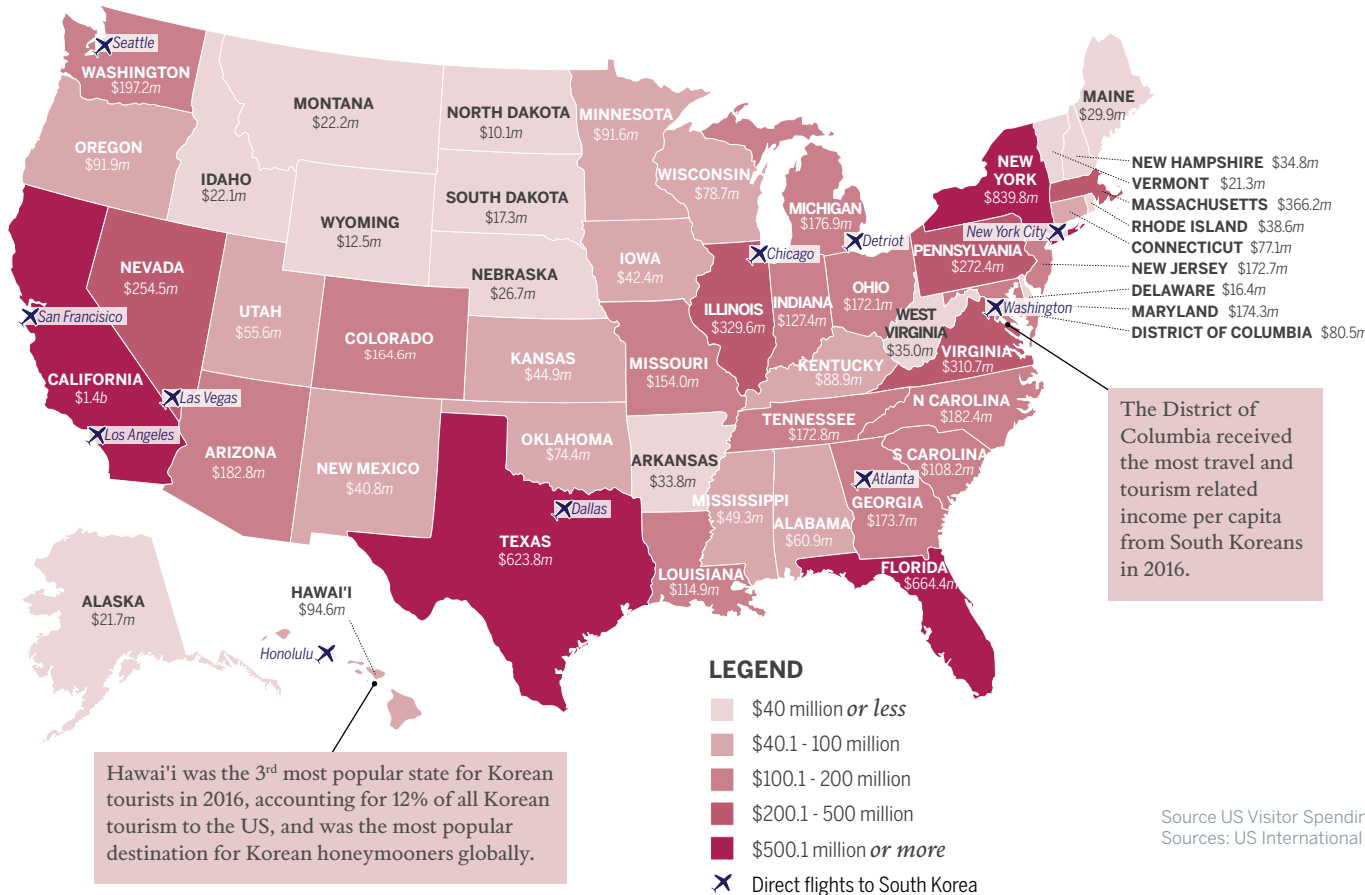
The United States and South Korea Exchange Three Million Tourists

In 2016, two million Koreans visited the US, an increase of 160% since 2008, and nearly one million Americans visited South Korea.

Korean tourism to the United States contributed \$8.6 billion to the US economy in 2016. This travel spending was the largest US export to South Korea, accounting for 13.5% of all US exports to South Korea and 4% of US travel exports globally.

The United States has been the 3rd largest market for tourism to South Korea since 2008, behind only China and Japan. The US is the only non-Asian source of tourists in the top five. US spending in the country amounted to nearly \$1.4 billion in 2016.

KOREAN VISITOR SPENDING IN THE US BY STATE



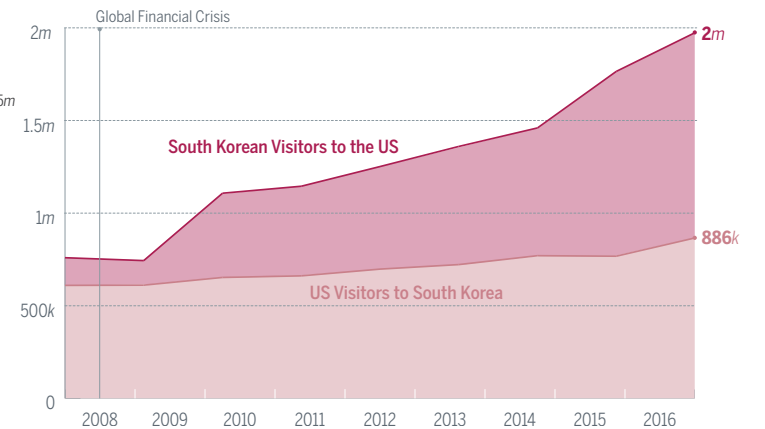
한미간 관광객은 300만명에 이른다

2008년-2016년 사이 미국을 방문한 한국인 관광객 수는 160% 증가했으며, 2016년 한국인 관광객의 소비 규모는 약 86억 달러에 이르렀다. 같은 해 약 100만명의 미국인 관광객이 한국을 방문하여 14억 달러를 소비했다.

TOP 5 COUNTRIES

VISITORS TO SOUTH KOREA BY COUNTRY OF ORIGIN		
1	China	8.1m
2	Japan	2.3m
3	United States	866k
4	Taiwan	833k
5	Thailand	651k

BILATERAL TOURISM BY YEAR



Source US Visitor Spending: Estimated by the Trade Partnership (Washington, DC), 2016 data
Sources: US International Trade Administration, US Travel Association, Korean Tourism Organization

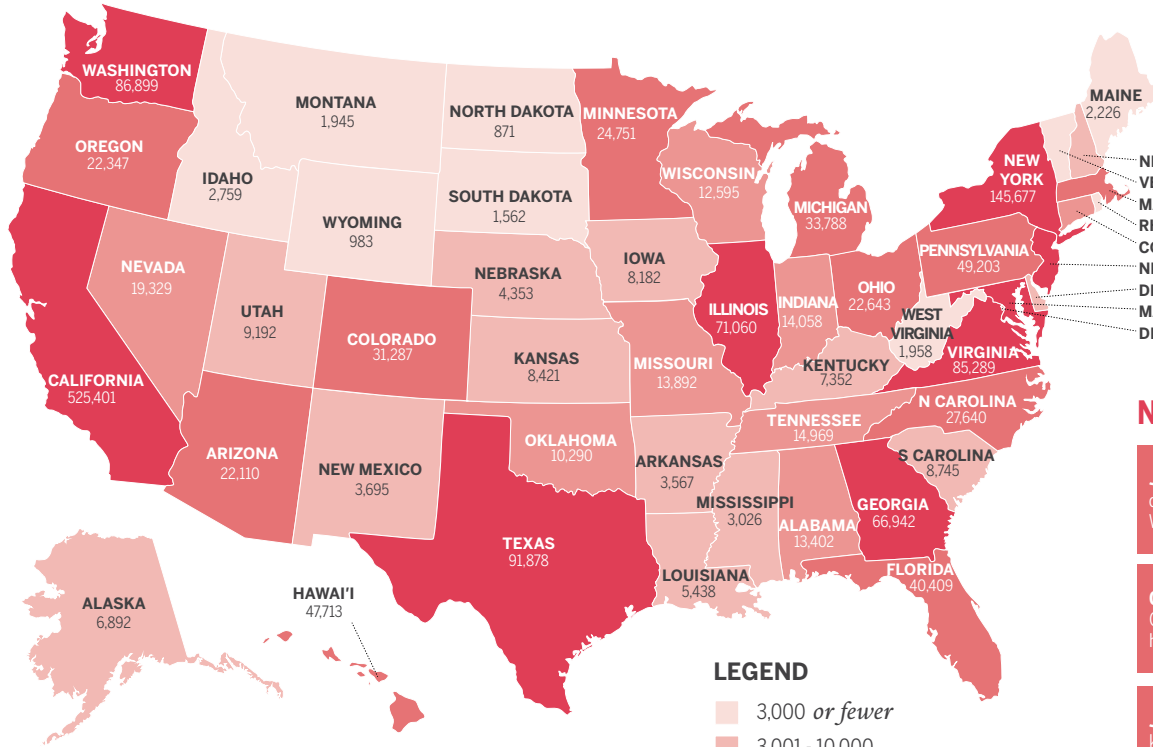
Nearly Two Million Korean Americans Live in the United States

Korean Americans are the 5th largest Asian ethnic group in the country after Chinese, Filipino, Indian, and Vietnamese Americans. Korean is the 7th largest language group in the US; over half of the Korean American population speaks Korean at home.

Over 14,000 Korean immigrants became US citizens in 2016, ranking 13th in share of all naturalizations and 5th among Asian countries. Koreans in America sent \$2.9 billion in remittances— funds sent by immigrants to their home countries – in 2016, making the United States the largest source of remittances to South Korea.

There are nearly 24,000 Americans living in South Korea*. Almost 40% of the American population, more than 9,000 people, live in Seoul, with a further 5,000 in Gyeonggi Province. Remittances from South Korea to the US totaled \$148 million in 2016. South Korea is the 7th largest sender of remittances to the US.

KOREAN AMERICAN POPULATION BY STATE

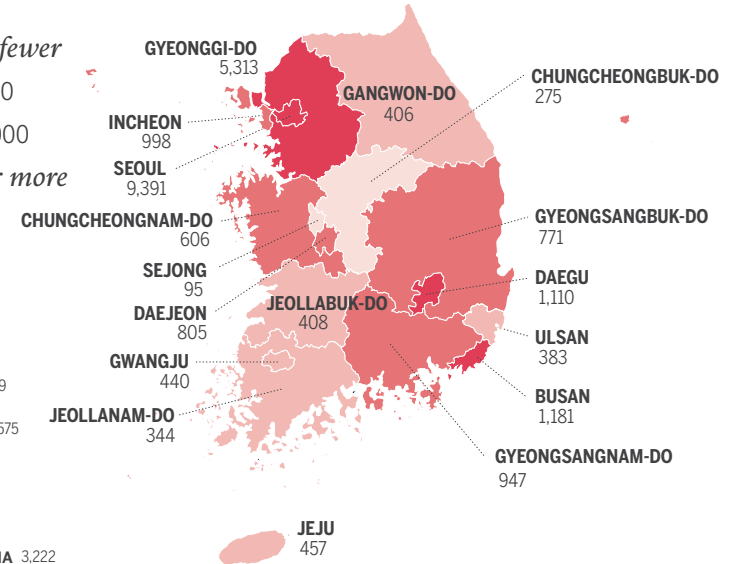


*Figure does not include US military or Department of Defense personnel. For information on troop deployment by province, please visit AsiaMattersforAmerica.org/Korea
Sources: US Census Bureau, American Community Survey, 2016 data; World Bank; US Department of Homeland Security; Annual Report 2016, Korea Immigration Service

미국에는 약 200만명의 한국계 미국인들이 거주한다

아시아계 미국인 중 한국인은 중국, 필리핀, 인도, 베트남에 이어 다섯 번째로 많다.

AMERICANS IN SOUTH KOREA BY PROVINCE



NOTABLE KOREAN AMERICANS

JIM YONG KIM – 12 th and current President of the World Bank Group	DO WON & JIN SOOK CHANG – Founders of fashion retail brand <i>Forever 21</i>
CHLOE KIM – 2018 Olympic gold medalist in halfpipe snowboard	JAMES PARK – Founder and CEO of Fitbit
JOHN CHO – Actor, best known for his roles in <i>Harold & Kumar</i> and <i>Star Trek</i>	HYUNJU “JUJU” CHANG – Journalist and news anchor for <i>ABC Nightline</i>

TOP 5 STATES

KOREAN AMERICAN SHARE OF STATE ASIAN AMERICAN POPULATION		
1	Alabama	16.8%
2	Georgia	15.1%
3	Montana	15%
4	Colorado	14.2%
5	Virginia	13.7%

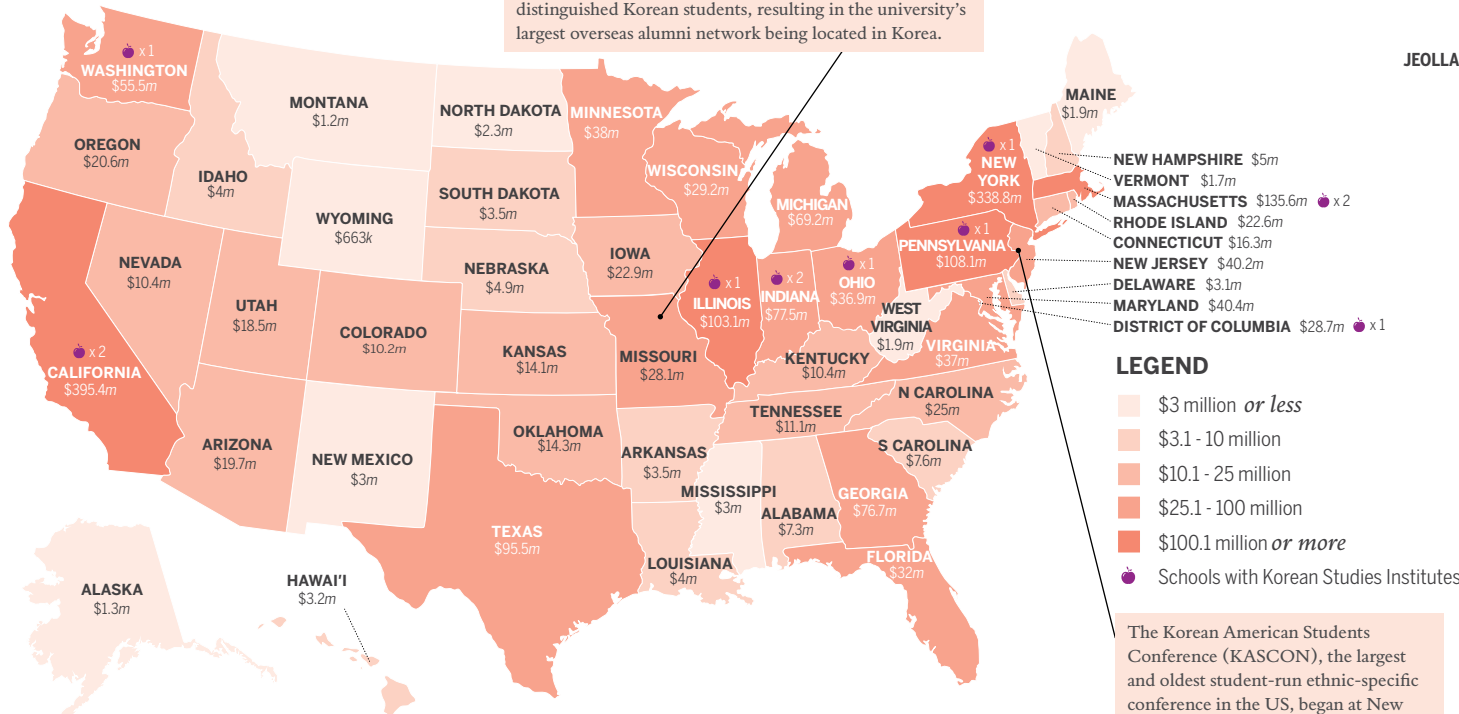
South Korea Is the 3rd Largest Source of Foreign Students in the US, Contributing Over \$2 Billion to the US Economy Annually

Nearly 60,000 students from South Korea studied in the US during the 2016/17 academic year, the 3rd largest group of international students in the US after Chinese and Indian students. These students support over 18,000 jobs across the United States. Although the number of students has decreased in recent years, South Korea sends more students to the US per capita than to any other country, and earns the 2nd highest number of PhDs per capita after Taiwan. Over 50% of Korean students are undergraduates, and over 30% study in a STEM field.

South Korea was the 6th most popular destination in Asia for American students studying abroad during the 2015/16 academic year with over 3,600 American students enrolled. Most US students studied in Seoul, with the most popular universities being Yonsei University and Korea University.

ECONOMIC CONTRIBUTION OF KOREAN INTERNATIONAL STUDENTS

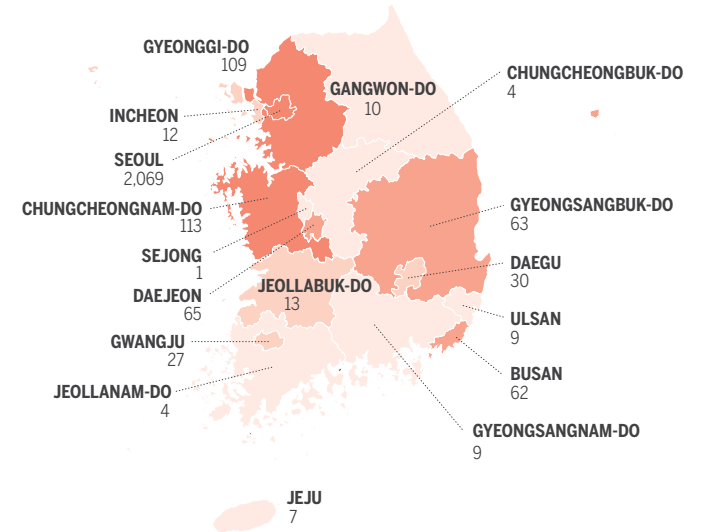
Following the Korean War, President Truman established a free-tuition program at the University of Missouri for distinguished Korean students, resulting in the university's largest overseas alumni network being located in Korea.



한국인 유학생수는 미국에서 3번째로 많으며, 미국 경제에 매년 20억 달러 이상 기여한다

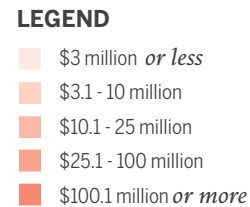
2015/2016학년도를 기준으로 한국은 미국 유학생들에게 아시아에서 6번째로 인기가 많은 국가이다.

US STUDENTS IN KOREA BY PROVINCE



TOP 10 STATES

KOREAN STUDENTS BY STATE		
1	California	10,113
2	New York	8,911
3	Texas	3,625
4	Illinois	3,072
5	Massachusetts	3,052
6	Pennsylvania	2,841
7	Indiana	2,245
8	Georgia	2,241
9	Michigan	1,969
10	Washington	1,862



The Korean American Students Conference (KASCON), the largest and oldest student-run ethnic-specific conference in the US, began at New Jersey's Princeton University in 1987.

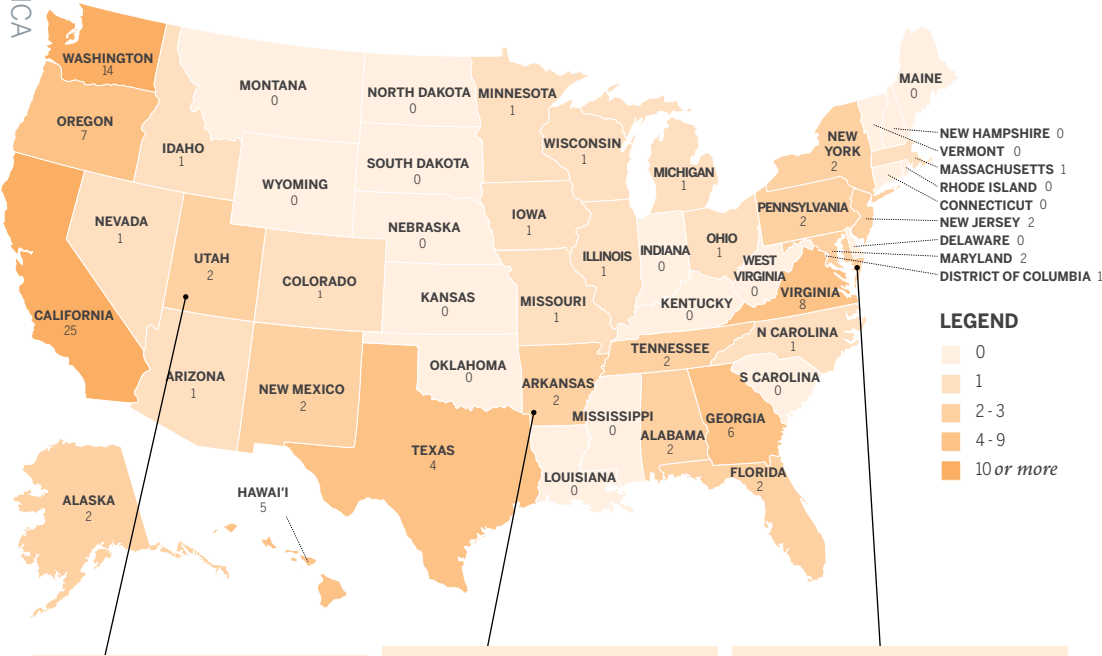
Source US Map: Institute of International Education (IIE), 2016/17 data
 Source Korea Map: Korean Ministry of Education, 2017 data only
 Sources: IIE, NAFA: Association of International Educators, Korean Ministry of Education

The United States and South Korea Share 105 Sister Relationships

Sixteen South Korean provinces and municipalities share sister connections with 32 US states. Sister relationships are partnerships between cities, counties, and states with similar jurisdictions that work to build civic and people-to-people relationships and support commercial ties.

Nine states share sister state relationships with Korean provinces. California has the most connections with Korea of all US states, with 25 sister city, county, and state relationships. The Korean province of Gyeonggi-do has the most US sister relationships in Korea with 26.

US SISTER RELATIONSHIPS WITH SOUTH KOREA



Cedar City, Utah became a sister city of Gyeonggi-do, Korea because 600 soldiers from Cedar City fought there during the Korean War.

H.U. Lee founded the American Taekwondo Association in Little Rock, Arkansas, and helped form Little Rock's sister city relationship with Hanam, Korea in 1992.

Maryland has two state-level connections with Korea, the most recent in 2017 with Jeollanam Province, the birthplace of Maryland Governor Larry Hogan's wife Yumi.

US	SOUTH KOREA
Anchorage, AK	Incheon
Seward, AK	Yeosu, Jeollanam
Calhoun County, AL	Gongju, Chungnam
Mobile, AL	Pyeongtaek, Gyeonggi
Little Rock, AR	Hanam, Gyeonggi
North Little Rock, AR	Uiwang, Gyeonggi
<i>State of Arizona</i>	<i>Jeollanam Province</i>

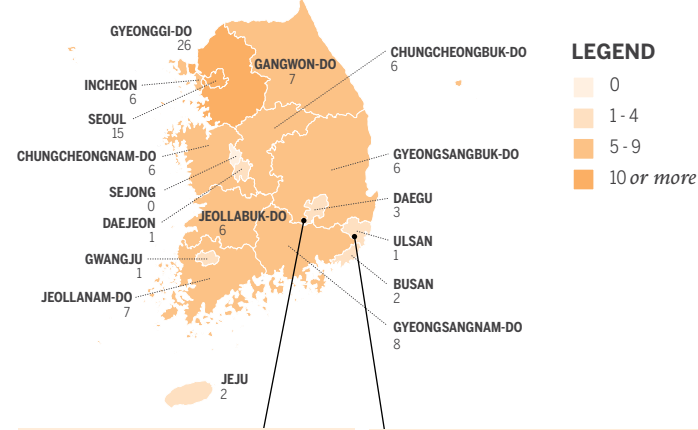
US	SOUTH KOREA
<i>State of California</i>	<i>Chungcheongnam Province</i>
Alameda, CA	Yeongdong, Chungbuk
Bakersfield, CA	Bucheon, Gyeonggi
Buena Park, CA	Seongbuk-gu, Seoul
Burbank, CA	Incheon
Carson, CA	Wanju-gu, Jeollabuk
Cerritos, CA	Dongjak-gu, Seoul
Culver City, CA	Iksan, Jeollabuk

US	SOUTH KOREA
Davis, CA	Sangju, Gyeongbuk
Fullerton, CA	Yongin, Gyeonggi
Garden Grove, CA	Anyang, Gyeonggi
Glendale, CA	Gimpo, Gyeonggi
Glendale, CA	Goseong, Gyeongnam
Irvine, CA	Seocho-gu, Seoul
La Palma, CA	Hanam, Gyeonggi
Los Angeles, CA	Busan

한국과 미국은 105개의 자매결연을 맺고 있다

한국의 16개 도시는 미국의 32개 주와 자매결연을 맺고 있으며, 양국간 인적 관계를 강화하고 경제통상관계를 지원하고 있다.

SOUTH KOREAN SISTER RELATIONSHIPS WITH THE US



Atlanta, Georgia and Daegu became sister cities in 1981 and maintain close ties through student exchanges and government delegation visits, collaborating on important issues such as water management and investment.


Ulsan's sister city relationship with Portland, Oregon began in 1987 and was founded due to Ulsan's Hyundai facility shipping more than two million cars through Portland.

US	SOUTH KOREA
Monterey Park, CA	Yeongdeungpo-gu, Seoul
Pittsburg, CA	Pohang, Gyeongbuk
Reedley, CA	Tongyeong, Gyeongnam
Riverside, CA	Gangnam-gu, Seoul
Sacramento, CA	Yongsan-gu, Seoul
San Diego, CA	Jeonju, Jeollabuk
San Francisco, CA	Seoul
Santa Rosa, CA	Jeju
Vallejo, CA	Jincheon, Chungbuk
Aurora, CO	Seongnam, Gyeonggi
Washington, DC	Seoul
Jacksonville, FL	Changwon, Gyeongnam
Miami, FL	Dong-gu, Incheon
Athens, GA	Seodaemun-gu, Seoul
Atlanta, GA	Daegu
Cobb County, GA	Seongbuk-gu, Seoul
Gwinnett County, GA	Pohang, Gyeongbuk
Gwinnett County, GA	Gangnam-gu, Seoul
Marietta, GA	Seongbuk-gu, Seoul
Hawaii County, HI	Jeju

US	SOUTH KOREA
Hawai'i County, HI	Gokseong, Jeollanam
Honolulu, HI	Incheon
Honolulu, HI	Seoul
Maui County, HI	Goyang, Gyeonggi
<i>State of Idaho</i>	<i>Chungcheongbuk Province</i>
Chicago, IL	Busan
Cedar Rapids, IA	Andong, Gyeongbuk
Pittsfield, MA	Cheongju, Chungbuk
<i>State of Maryland</i>	<i>Gyeonggangnam Province</i>
<i>State of Maryland</i>	<i>Jeollanam Province</i>
Lansing, MI	Asan, Chungnam
Rochester, MN	Shiheung, Gyeonggi
Columbia, MO	Suncheon, Jeollanam
Burlington-Alamance, NC	Gwacheon, Gyeonggi
<i>State of New Jersey</i>	<i>Jeollabuk Province</i>
Bergen County, NJ	Hapcheon, Gyeongnam
Santa Fe, NM	Icheon, Gyeonggi
Santa Fe, NM	Incheon
Las Vegas, NV	Ansan, Gyeonggi
Buffalo, NY	Yeongcheon, Gyeongbuk
Manhattan, NY	Seocho-gu, Seoul

US	SOUTH KOREA
<i>State of Ohio</i>	<i>Gyeongangbuk Province</i>
<i>State of Oregon</i>	<i>Jeollanam Province</i>
Beaverton, OR	Cheonan, Chungnam
Eugene, OR	Jirju, Gyeongnam
Gresham, OR	Sokcho, Gangwon
Portland, OR	Ulsan
Salem, OR	Gimhae, Gyeongnam
Washington County, OR	Dalseo-gu, Daegu
Montgomery Township, PA	Hamyang, Gyeongbuk
Philadelphia, PA	Incheon
Chattanooga, TN	Gangneung, Gangwon
Clarksville, TN	Gunpo, Gyeonggi
Austin, TX	Gwangmyeong, Gyeonggi
Carrollton, TX	Guri, Gyeonggi
Killeen, TX	Osan, Gyeonggi
San Antonio, TX	Gwangju, Gwangju
<i>State of Utah</i>	<i>Gyeonggi Province</i>
Cedar City, UT	Gapyeong, Gyeonggi
Fairfax County, VA	Songpa-gu, Seoul
Hampton, VA	Anyang, Gyeonggi
Henrico County, VA	Yangju, Gyeonggi
Leesburg, VA	Samcheok, Gangwon
Loudoun County, VA	Gangneung, Gangwon
Loudoun County, VA	Goyang, Gyeonggi
Roanoke, VA	Wonju, Gangwon
<i>State of Virginia</i>	<i>Gyeonggi Province</i>
Auburn, WA	Pyeongchang, Gangwon
Bellingham, WA	Cheongju, Chungbuk
Ephrata, WA	Gunpo, Gyeonggi
Federal Way, WA	Donghae, Gangwon
Grant County, WA	Gunpo, Gyeonggi
Lakewood, WA	Gimhae, Gyeongnam
Lynnwood, WA	Damyang, Jeollanam
Seattle, WA	Daejeon
Shoreline, WA	Boryeong, Chungnam
Snohomish County, WA	Dangjin, Chungnam
Snoqualmie, WA	Gangjin, Jeollanam
Spokane, WA	Jecheon, Chungbuk
<i>State of Washington</i>	<i>Jeollabuk Province</i>
Tacoma, WA	Gunsan, Jeollabuk
Milwaukee, WI	Daegu

Sources: Sister Cities International, Governor's Association of Korea, individual sister city associations



PUBLICATION DESIGN AND ILLUSTRATION

TOP SHELF DESIGN
Washington, DC
www.topshelfdesign.net

THE ASIA MATTERS FOR AMERICA INITIATIVE

Asia Matters for America/America Matters for Asia is an interactive resource for credible and nonpartisan information, graphics, analysis, and news on US-Asia Pacific relations at the national, state, and local levels.

AsiaMattersforAmerica.org

Korea Matters for America/America Matters for Korea

한국이 미국에 중요한 이유/미국이 한국에 중요한 이유

This project maps the trade, investment, employment, business, diplomacy, security, education, tourism, and people-to-people connections between the United States and South Korea at the national, state, and local levels. Part of the *Asia Matters for America* initiative, this publication, the one-page summaries for states and congressional districts, and website are resources for understanding the robust and dynamic US-Korea relationship.

The Asia Matters for America initiative is coordinated by the East-West Center in Washington, and can be contacted at:

Asia Matters for America
East-West Center in Washington
1819 L Street, NW, Suite 600
Washington, DC 20036 USA
Tel: (+1)202.293.3995
Fax: (+1)202.293.1402
Washington@EastWestCenter.org

The East-West Center headquarters is in Honolulu, Hawai'i:

East-West Center
1601 East-West Road
Honolulu, HI 96848 USA
Main Telephone: (+1)808.944.7111
EastWestCenter.org



The Asan Institute headquarters is in Seoul, South Korea and can be contacted at:

The Asan Institute for Policy Studies
11 Gyeonghuigung 1ga-gil,
Jongno-gu, Seoul, South Korea
Tel: (+82)2.730.5842
Fax: (+82)2.730.5876
en.asaninst.org

The Korea Institute for International Economic Policy (KIEP) is headquartered in Sejong, South Korea and can be contacted at:

Korea Institute for International Economic Policy
Building C, Sejong National Research Complex, 370,
Sicheong-daero, Sejong-si, South Korea
Tel: (+82)44.414.1114
kiep.go.kr